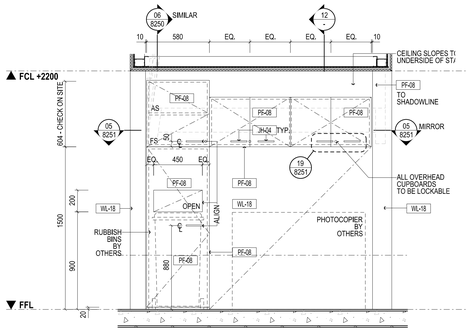


11 ELEVATION - JOB-45 UTILITY
SCALE 1:20

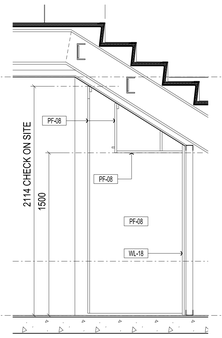


12 SECTION - JOB-45 UTILITY
SCALE 1:20

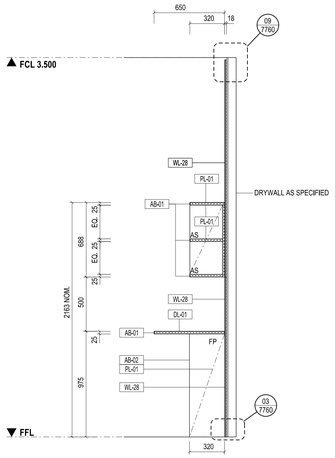


09 SECTION - JOG-14 BOOK RETURN LAYOUT BENCH
SCALE 1:20

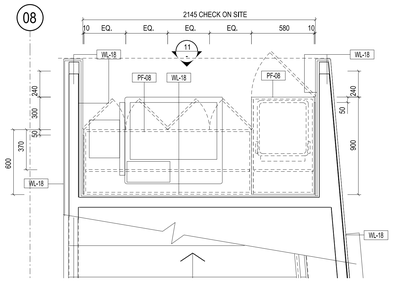


10 PLAN - JOB-45 UTILITY
SCALE 1:20

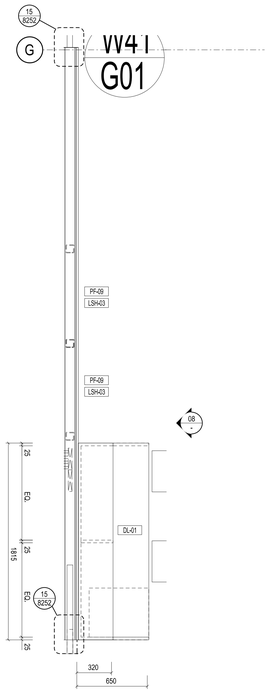


07 PLAN - JOG-14 BOOK RETURN LAYOUT BENCH
SCALE 1:20

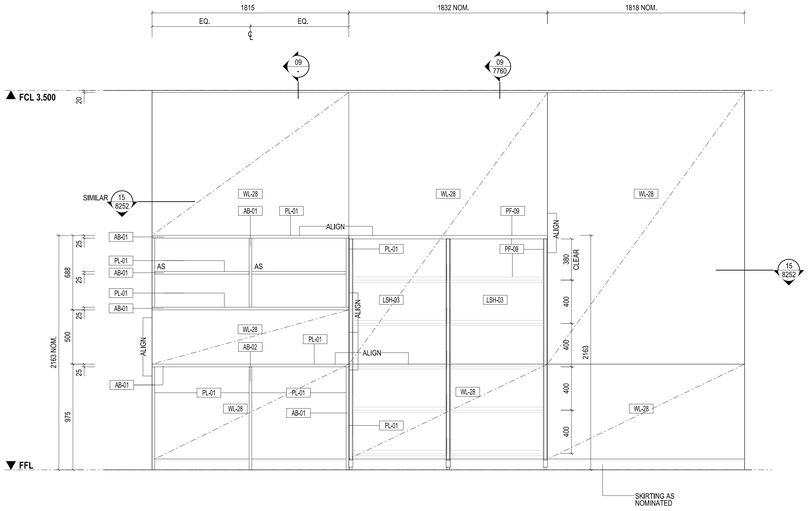


08 ELEVATION - JOG-14 BOOK RETURN LAYOUT BENCH
SCALE 1:20

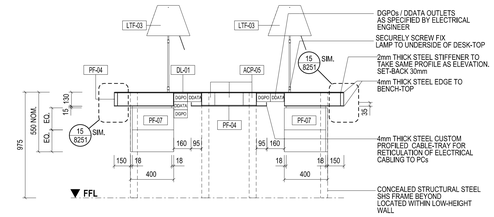


05 SECTION - JOG-02 LIBRARY SERVICE DESK
SCALE 1:20

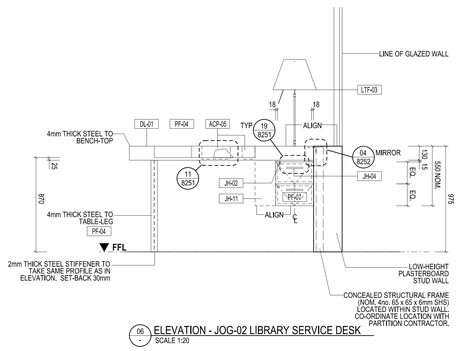


06 ELEVATION - JOG-02 LIBRARY SERVICE DESK
SCALE 1:20

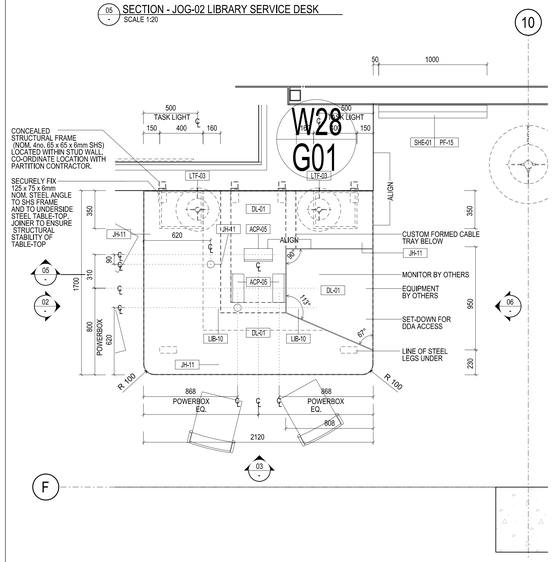


01 PLAN - JOG-02 LIBRARY SERVICE DESK
SCALE 1:20

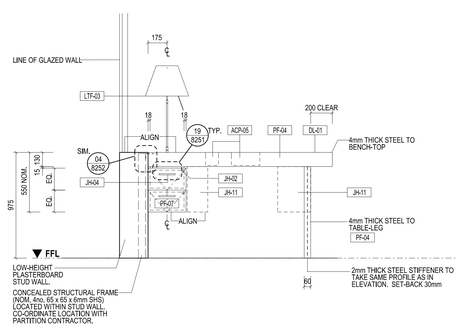


02 ELEVATION - JOG-02 LIBRARY SERVICE DESK
SCALE 1:20

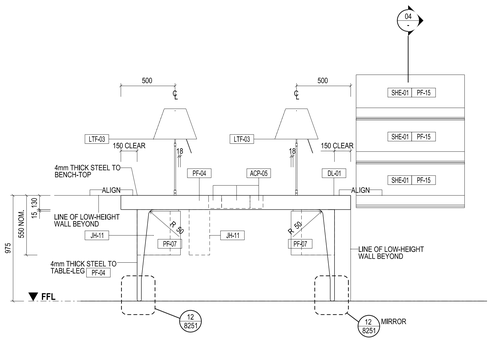


03 ELEVATION - JOG-02 LIBRARY SERVICE DESK
SCALE 1:20

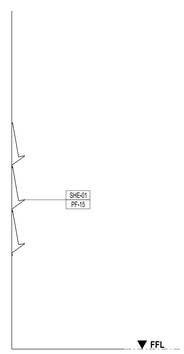


04 SECTION - JOG-02 LIBRARY BROCHURE DISPLAY
SCALE 1:20

THIS DRAWING IS AN UNCONTROLLED COPY UNLESS STAMPED OTHERWISE

CONTRACTORS SHALL VERIFY JOB DIMENSIONS BEFORE ANY JOB COMMENCES. ALL SHOP DRAWINGS SHALL BE SUBMITTED TO THE SUPERINTENDENT AND MANUFACTURE SHALL NOT COMMENCE PRIOR TO THE RETURN OF UNAMENDED SHOP DRAWINGS SIGNED BY THE CONSULTANT. FIGURED DIMENSIONS SHALL TAKE PRECEDENCE OVER SCALED. THIS DRAWING SHOULD BE READ IN CONJUNCTION WITH ALL RELEVANT CONTRACT, SPECIFICATIONS AND DRAWINGS COPYRIGHT OF THIS DRAWING IS VESTED IN WARDLE

General Notes

18mm 'E1' MDF CARCASS THROUGHOUT UNLESS OTHERWISE NOTED.

ALL-NON EXPOSED CARCASS TO BE MATCHING LAMINATE UNLESS OTHERWISE NOTED.

ALL NON EXPOSED CARCASS TO BE BLACK LAMINATE TO JOINERY RECEIVING TIMBER VENEER FINISH. REFER MATERIALS SCHEDULE PL-05

ALL NON EXPOSED CARCASS TO BE WHITE LAMINATE TO JOINERY RECEIVING STAINLESS STEEL CLADDING. REFER MATERIALS SCHEDULE PL-01

ALL EXPOSED EDGES TO TIMBER VENEER PANELS 'TV-01' TO RECEIVE 3mm THK MATCHING SOLID EDGES, UNLESS OTHERWISE NOTED.

SPLIT BATTENS TO BE 12mm UNLESS OTHERWISE NOTED.

APPLY MATCHING LAMINATE ABS EDGING TO LAMINATED BENCHTOPS, UNLESS OTHERWISE NOTED

REFER TO '1300 - MATERIALS SCHEDULE' FOR A DESCRIPTION OF THE MATERIAL CODES AS SHOWN ON THIS DRAWING. TV-00

REFER TO '1400 - FIXTURES, FITTINGS & EQUIPMENT SCHEDULE' FOR A DESCRIPTION OF THE FF&E CODES AS SHOWN ON THIS DRAWING. JOH-00

ALL JOINERY LOCKS TO BE JH-02 UNLESS OTHERWISE NOTED.

REFER TO DRAWING AR7300 FOR MOUNTING HEIGHTS FOR ALL SERVICES FIXTURES, UNLESS OTHERWISE DIMENSIONED ON THE JOINERY ELEVATIONS.

ALL CORNER JUNCTIONS TO BE MITRED UNLESS OTHERWISE NOTED.

ALL UPHOLSTERY STITCHING TOO MATCH FABRIC COLOUR UNLESS OTHERWISE NOTED

DRAWINGS TO BE READ IN CONJUNCTION WITH AR1200 SERIES INTERNAL ARRANGEMENT PLANS TO COORDINATE FIXINGS INTO PARTITIONS WHERE NECESSARY

FS = FIXED SHELF

AS = ADJUSTABLE SHELF

FP = FIXED PANEL

PJ = PANEL JOIN. MAXIMUM WIDTH 2mm

C.O.S = CHECK ON SITE - DIMENSIONS MUST BE VERIFIED ON SITE BY CONTRACTOR PRIOR TO COMMENCEMENT OF CONSTRUCTION.

NOM. = NOMINAL
TYP. = TYPICAL
SIM. = SIMILAR
MIRR. = MIRROR
FCL = FINISHED CEILING LEVEL
FFL = FINISHED FLOOR LEVEL
SSL = STRUCTURAL SLAB LEVEL
℄ = CENTRELINE
= DIRECTION OF GRAIN / LINISH

| Rev | Issue | Revision Description | Amd | Date |
|---|---|---|---|---|
| A | SG | ISSUE FOR CONSTRUCTION | - | 19.12.13 |
| 08 | SG | VALUE MANAGEMENT ISSUE | - | 28.03.13 |
| 07 | SG | TENDER ADDENDUM NO. 05 | - | 17.10.12 |
| 06 | SG | 100% CD - TENDER ISSUE - UPDATE | - | 12.09.12 |
| 05 | SG | 100% CD - TENDER ISSUE | - | 07.09.12 |
| 04 | SG | 90% CD ISSUE | - | 10.08.12 |
| 03 | SG | 75% CD ISSUE | - | 13.07.12 |
| 02 | SG | FINAL DD ISSUE | - | 24.02.12 |
| 01 | SG | DD UPDATE | - | 20.01.12 |

Brookfield MULTIPLEX

NADAAA

NADAAA
1920 Washington Street No.2
Boston Massachusetts 02118 USA

Telephone +1 617 442 6232
Facsimile +1 888 442 1417
Email nada@nadaaa.com

John Wardle Architects
25 Rokeby Street, Collingwood, Victoria 3066 Australia
Tel : +61 3 8662 0400 www.johnwardlearchitects.com
© 2012 John Wardle Architects ABN 83 006 814 268

Client
University of Melbourne
Parkville Campus

Project
Faculty of Architecture
Building and Planning

Title
JOINERY DETAILS
B01 AND G01 LIBRARY

| | | | |
|---|---|---|---|
| Project No. 0913 | | | Scale 1:20 @ A0, 1:40 @ A2 |
| Drawing No. AR8159 | | | Revision A |
| Date Dec 2011 | Drwn KW | Co-Ord SG | Chck JA |

FILENAME - $FILE$

FOR CONSTRUCTION